

# ContourLine 30" Convection Oven

H 6580 BP



# ContourLine 30" Convection Oven

## H 6580 BP



### H 6580 BP

#### Features:

- SensorTronic controls: 5-line TFT display with laterally positioned sensor controls that clearly present menu content
- Self Clean Oven
- 18 Operating Modes
- Rapid PreHeat
- MasterChef menu offers over 100 food types to cook to perfection
- Roast Probe for perfect roasting results
- Favorites — up to 20 recipes
- Sabbath Program
- CleanGlass Door
- Timer
- TwinPower Fans provide optimum and even distribution of hot air
- Soft Open and Soft Close for an easier handling
- ComfortSwivel handle moves with the motion of your wrist, creating a more ergonomic feel when opening and closing the oven door



#### SPECIFICATIONS

##### H 6580 BP — Item 22658053USA

Overall Unit Width - Excluding Fascia Dimension	28 <sup>7</sup> / <sub>16</sub> " (722 mm)
Overall Height - Excluding Fascia Dimension	27 <sup>3</sup> / <sub>4</sub> " (705 mm)
Overall Unit Depth - Excluding Fascia Dimensions	23 <sup>3</sup> / <sub>4</sub> " (603 mm)
Oven Door Clearance	22" (558 mm)
Overall Fascia Dimensions	29 <sup>13</sup> / <sub>16</sub> " (757 mm) W x 28 <sup>5</sup> / <sub>8</sub> " (727 mm) H x 7 <sup>7</sup> / <sub>8</sub> " (23 mm) D

##### Built-In

Minimum Cabinet Width	28 <sup>1</sup> / <sub>2</sub> " (724 mm)
Minimum Cabinet Depth	24" (610 mm)
Minimum Cabinet Opening Height	28 <sup>1</sup> / <sub>4</sub> " (718 mm)
Minimum Base Support	193 lbs

Additional Cut-outs Required	Venting cut-out required at base of cabinet (4" x 28" / 100 mm x 720 mm) in the bottom of the cabinet for power cord and ventilation
------------------------------	--

##### Electrical

Electrical Requirements	208/240V, 30A, 60Hz
Power Cord	NEMA 14-30 plug 6 ft (1.8 m)
Electrical Rating	120/208V, 30A, 60Hz, 5000w 120/240V, 30A, 60Hz, 6700w
Total Amps	28A (240V) / 24A (208V)

##### Shipping

Shipping Weight	216 lbs
Shipping Dimensions	32 <sup>11</sup> / <sub>16</sub> " W x 35 <sup>1</sup> / <sub>16</sub> " H x 30 <sup>5</sup> / <sub>16</sub> " L

##### Support

Call Miele	800.843.7231
Miele Website	<a href="http://www.mieleusa.com">www.mieleusa.com</a>
20/20 Link	<a href="http://2020technologies.com">2020technologies.com</a>

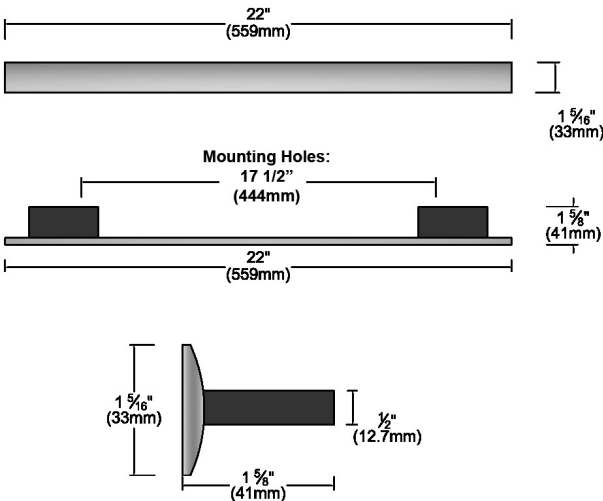
# ContourLine 30" Convection Oven

## H 6580 BP



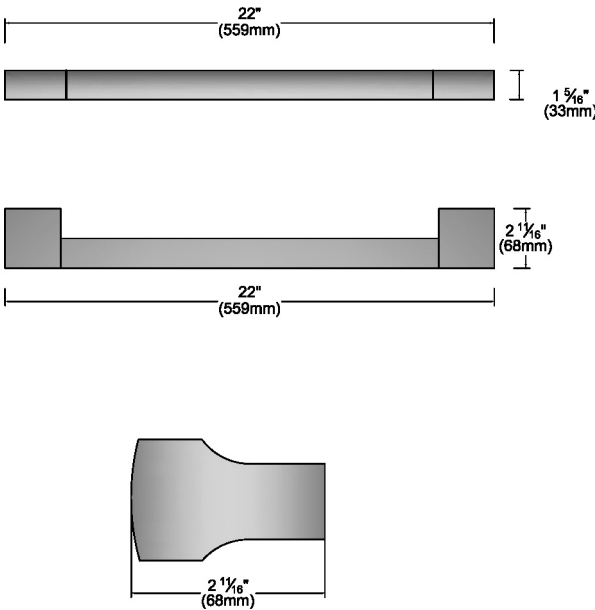
### HANDLE DETAILS

All Miele Signature And PureLine  
Handle Dimensions



Please note hinges may require adjusting or replacing when changing from a ContourLine Handle to a PureLine or Miele Signature Handle.

All ContourLine Handle  
Dimensions



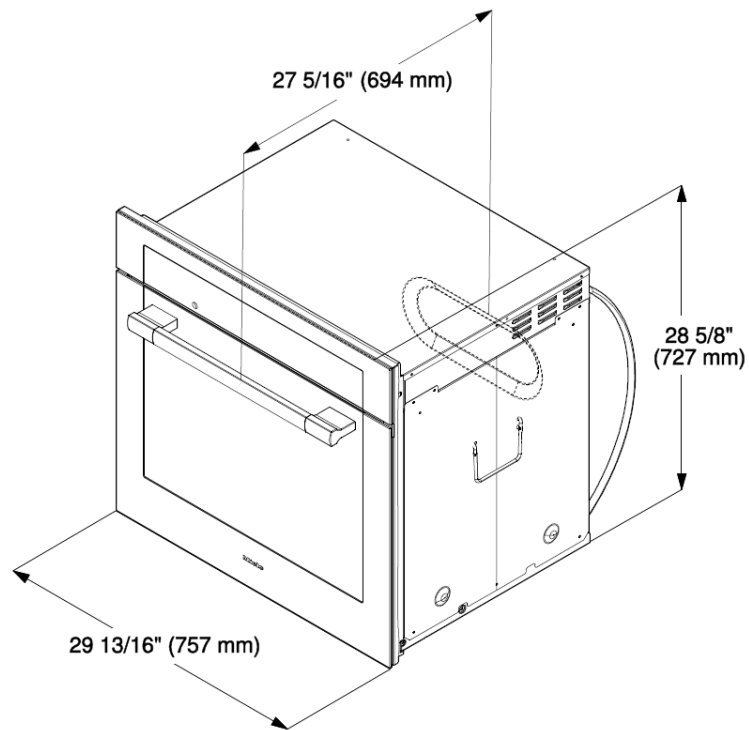
Please note hinges may require adjusting or replacing when changing from a PureLine or Miele Signature Handle to a ContourLine Handle.

# ContourLine 30" Convection Oven H 6580 BP

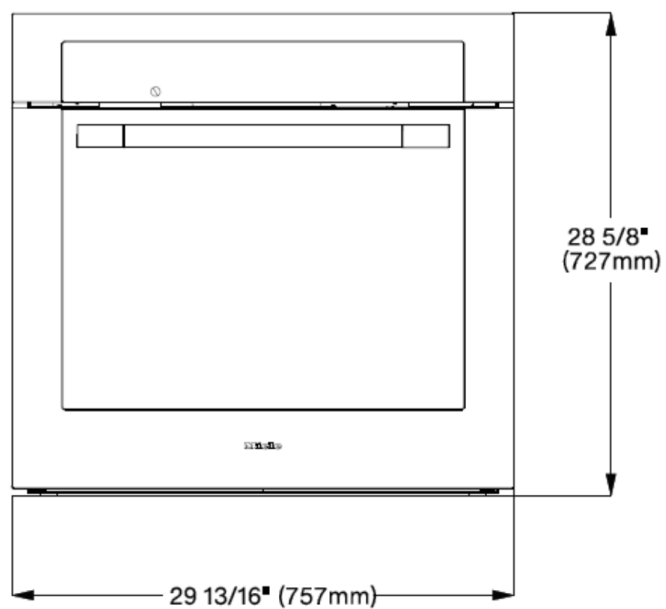


## PRODUCT VIEWS

Isometric



Front

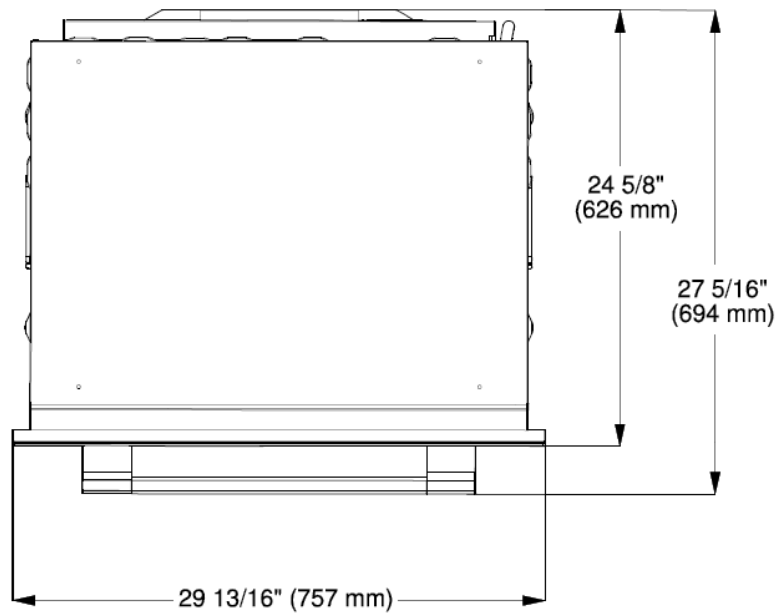


# ContourLine 30" Convection Oven H 6580 BP

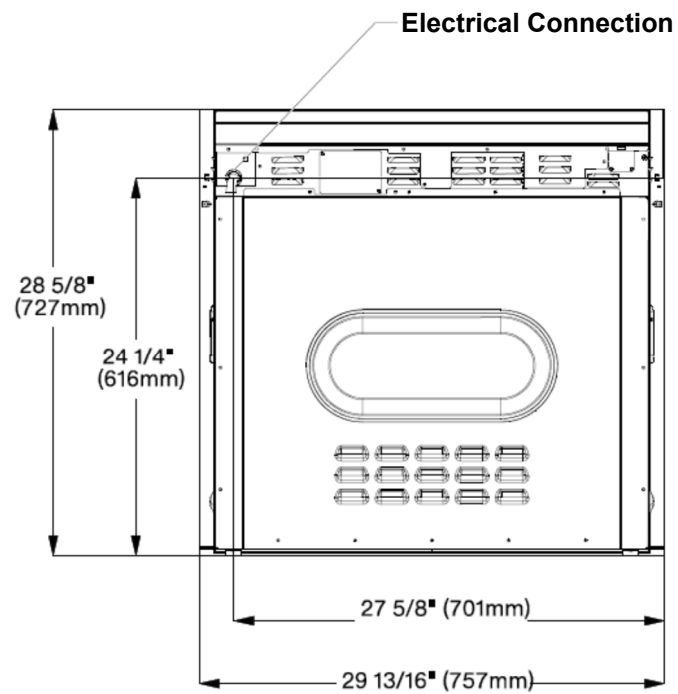


## PRODUCT VIEWS

Top View



Rear View

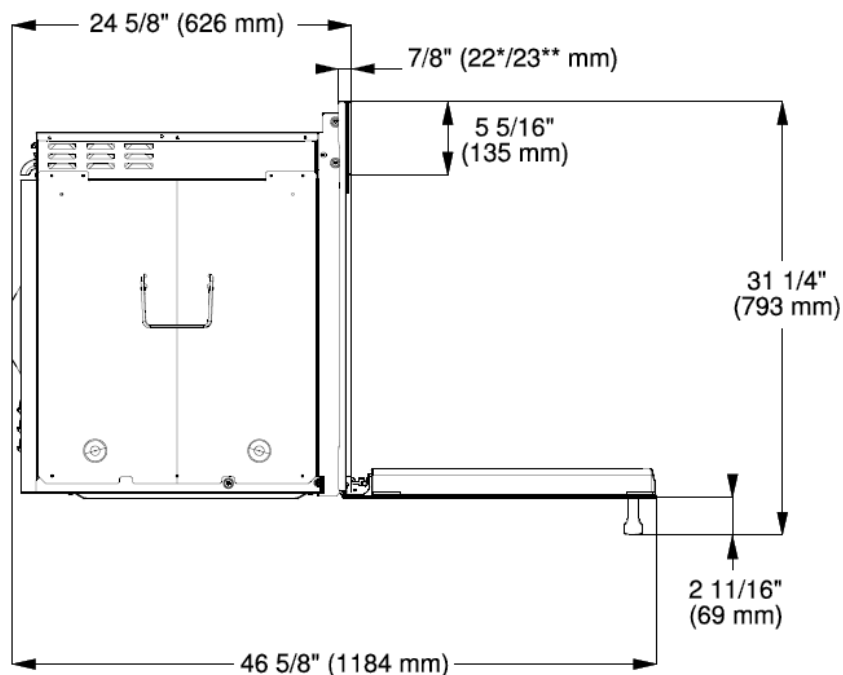


# ContourLine 30" Convection Oven H 6580 BP



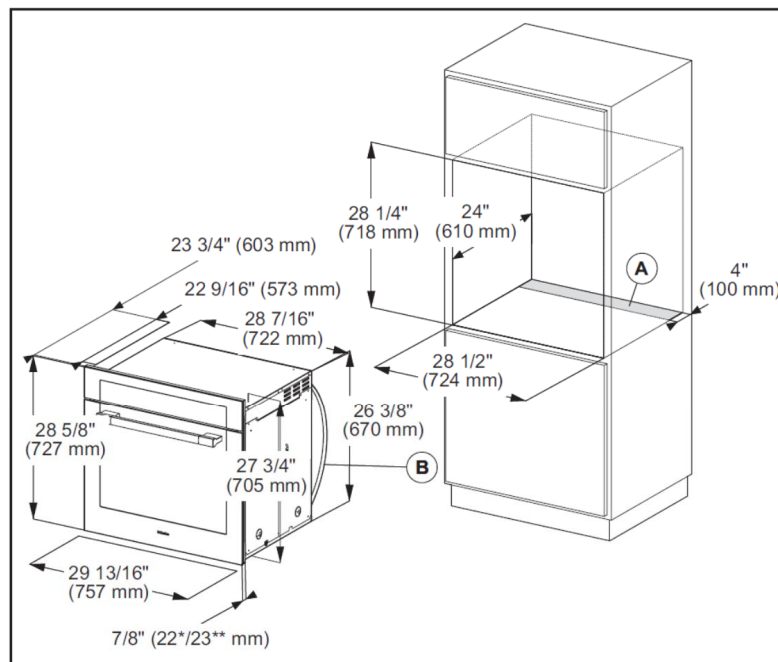
## PRODUCT VIEWS

Side View



## INSTALLATION SPECIFICATIONS

Install in Tall Cabinet



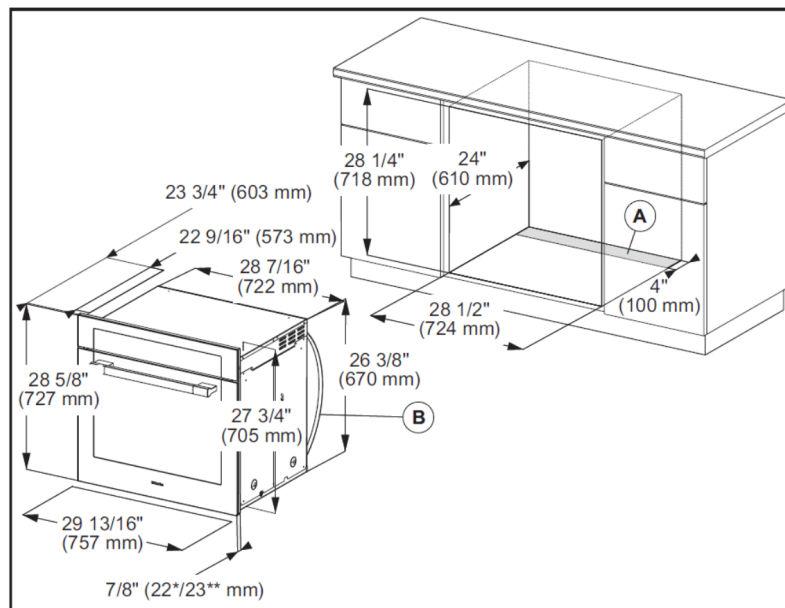
- Ⓐ Cut-out (4" x 28" / 100 mm x 720 mm) in the bottom of the cabinet for power cord and ventilation
- Ⓑ Power cord with plug
- \* Oven with glass front
- \*\* Oven with metal front

# ContourLine 30" Convection Oven H 6580 BP



## INSTALLATION SPECIFICATIONS

### Undercounter Installation



Ⓐ Cut-out (4" x 28" / 100 mm x 720 mm) in the bottom of the cabinet for power cord and ventilation

Ⓑ Power cord with plug

\* Oven with glass front

\*\* Oven with metal front

### Undercounter Installation Front view Installed

